

Visit www.tpwd.texas.gov/outdoor-annual for the most current regulations.

Other info: www.texasstateparks.org

INKS LAKE STATE PARK

3630 Park Road 4 West · Burnet, TX 78611
(512) 793-2223



Life's better outside.®

Local Emergency: Call 911

Where to Fish: The park features two fishing piers (see park map) and allows shoreline fishing.

Licenses and Restrictions: A fishing license is not required of anyone who fishes from the pier or shoreline inside a state park. When fishing from a pier or other man-made structure within a state park, there is a limit of two fishing poles per person. License requirements must be observed if you fish from a boat.

HARVEST REGULATIONS

SPECIES	DAILY BAG LIMIT	LENGTH: MIN-MAX
Bass: largemouth	5 (in any combination)	Min: 14" – Max: No Limit
Bass: Guadalupe		No Limit
Bass: white	25	Min: 10" – Max: No Limit
Bass: striped and hybrids	5 (in any combination)	Min: 18" – Max: No Limit
Carp	No Limit	No Limit
Catfish: channel, blue and hybrids	25 (in any combination) of which no more than 10 may be 20 inches or greater in length	No Limit
Catfish: flathead	5	Min: 18" – Max: No Limit
Crappie: black, white and hybrids	25 (in any combination)	Min: 10" – Max: No Limit
Sunfish	No Limit	No Limit

All other fish: statewide bag and length limits apply.


FISHING OPPORTUNITIES

SPECIES	POOR	FAIR	GOOD	EXCELLENT
Largemouth Bass				
Catfish				
Crappie				
White Bass				
Sunfish				

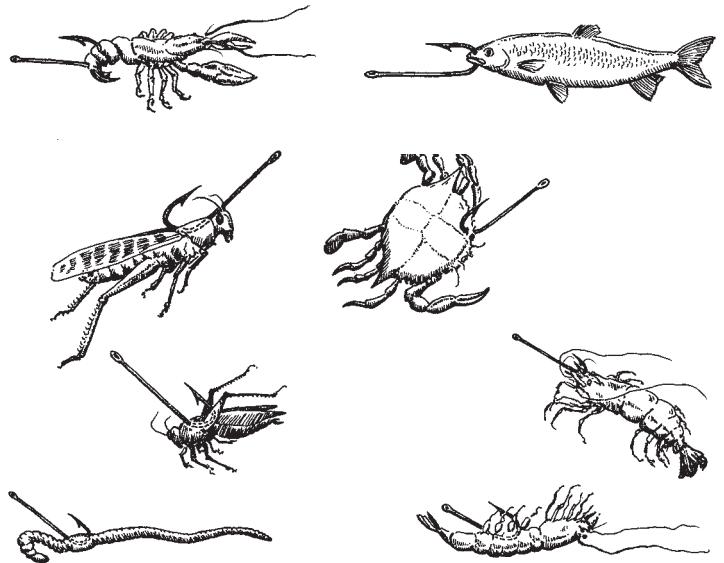
HANDY FISHING BASICS

HOW TO TIE A FISHING KNOT

The palomar knot is very strong and easy to tie.



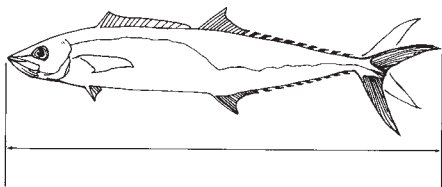
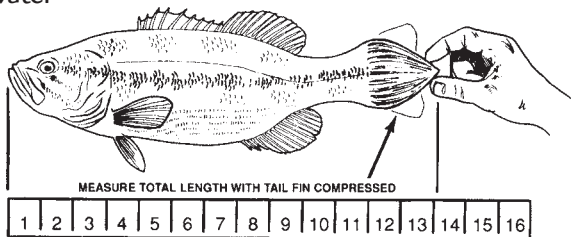
NATURAL BAIT HOOK PLACEMENT



HOW TO MEASURE FISH

Pinch the tail together and take the longest measurement from nose to tail.

Freshwater fish



Saltwater fish

TIPS FOR RELEASING FISH SAFELY

1. For safety for you and a quick release of fish, mash down the barb of the hook with pliers.
2. Quickly play and release fish as soon as possible (take photos quickly).
3. Remove hook with pliers or cut line if the hook has been swallowed.
4. Gently place fish back into water.
5. Revive fish by holding upright in water and facing it into the current, gently forcing water through gills.
6. If you don't intend to eat the fish, **NEVER** place it on a stringer.

SAFETY

- Wear a hat, sunglasses and sunscreen to protect your head, eyes and skin.
- Use insect repellent – but keep off hands, as you will be handling bait and live fish.
- Look behind you before each cast to avoid hooking someone or getting caught in a tree (practice casting before you go fishing).
- Bring plenty of drinking water to prevent dehydration; soft drinks encourage dehydration.
- Wear a life jacket if you cannot swim or you are uncomfortable around the water. Supervise young children: it only takes a second for them to slip under the surface. Kids under 13 must wear life jackets if fishing from a boat.

FISHING ETHICS

Before doing anything, ask yourself the following questions:

- *Is it legal?*
- *Would it be good if everyone did it?*
- *Would it make you proud?*

Ethical behavior is more than just following the fishing regulations. Ethical people go beyond what laws require and demonstrate good judgment and behavior for everyone – even if no one sees you do something ethical.

Ethical behavior includes picking up trash around the area you have been fishing, calmly and politely explaining to others if they are breaking fishing regulations, and respecting the rights of other anglers and those that use the water in other ways.